


Margaret Mew



Quilt Station

OAK-LEAF MEDALLION QUILT



Featuring fabric from:

The Acorn Gatherer

DEVONSTONE
collection

2
green
zebras

OAK-LEAF MEDALLION

© 2023 Margaret Mew

Quilt Size

74" x 74" (188 cm x 188 cm)

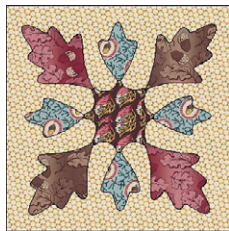
-----oOo-----

Please read all instructions carefully before proceeding

- All piecing is by machine. Rotary cutting measurements include the ¼" seam allowance.
- Applique is by hand; Templates to trace do not include seam allowance. Trace each template on to templastick and cut out. Trace around templates on to right side of fabric. Cut out fabric with a ¼" seam allowance for needle-turn applique.

CENTRE APPLIQUE BLOCKS ~

Make four blocks, two of each colourway.
Blocks measure 10" x 10" finished
(10 ½" square incl s/a)



From each of Hambleton yellow DV5870 & Hambleton pink DV5871

- Cut 2 x squares @ 11" x 11" for centre applique, these squares will be trimmed to size after applique is complete

From Guildford brown DV5863

- Cut 4 x Applique shape **A**

From each of Allbrook rose DV5865 and Allbrook brown DV5864

- Cut 8 x large Applique Leaf **C**

From each of Rookwood blue DV5861 & Rookwood tan DV5860

- Cut 8 x small Applique Leaf **B**

Fold background square in half horizontally, vertically & diagonally to give placement lines for applique pieces.

Place leaves **B** and **C** as shown in diagram above, then centre shape **A** over the top. Applique in place. Trim the four blocks to 10 ½" x 10 ½" incl. s/a. Ensure design is centred when trimming.

Sew the four blocks together to form the centre section measuring 20 ½" x 20 ½" incl. s/a

-----oOo-----

Quilt Station




Margaret Mew

Worldwide Distributor

BORDER ONE ~

A 4" finished border
(4 1/2" incl. s/a)



From Romsey white DV5866

- Cut 2 x strips @ 5 1/4" x Width of Fabric, then cut 9 x squares @ 5 1/4" x 5 1/4", crosscut each twice diagonally to yield 36 x quarter-square triangles (Q-ST) **D**
- Cut 8 x squares @ 2 7/8" x 2 7/8", crosscut each once diagonally to yield 16 x half-square triangles (H-ST) **E**

From Southampton tan DV5852

- Cut 5 x squares @ 5 1/4" x 5 1/4", crosscut each twice diagonally to yield 20 x Q-ST **D**

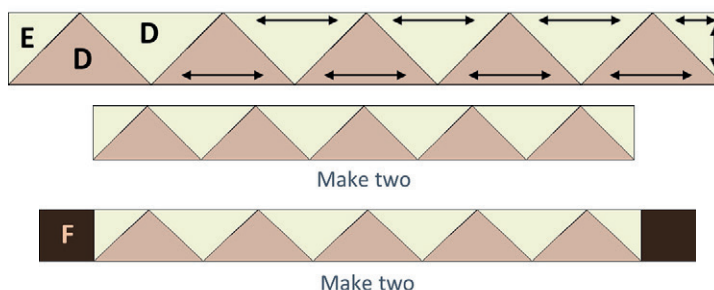
From Merrow pink DV5859

- Cut 6 x squares @ 5 1/4" x 5 1/4", crosscut each twice diagonally to yield 24 x Q-ST **D**

From Romsey brown DV5868

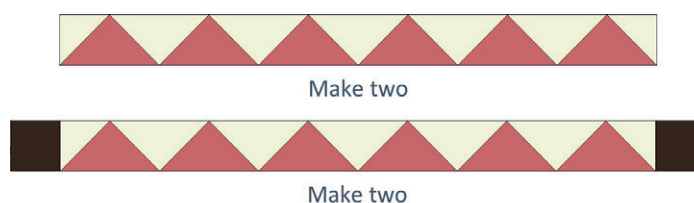
- Cut 8 x squares @ 2 1/2" x 2 1/2" **F**

Piece four rows of triangles **D** & **E** as shown below using Romsey white & Southampton tan, then sew squares Romsey Brown **F** to the ends of two of the rows to make two short rows and two longer rows.



Stitch these four rows to the centre applique block.

Now piece four rows in the same manner with triangles **D** & **E** using Romsey white & Merrow pink as shown below. Stitch these four rows to the quilt to complete Border One.



BORDER TWO ~ A 2" finished spacer (2 1/2" incl. s/a)

From Southampton tan DV5852 Cut 4 x spacer strips @ 2 1/2" x 28 1/2"

From Romsey brown DV5868 Cut 4 x squares @ 2 1/2" x 2 1/2"

Piece as shown below and stitch these four rows to the quilt to complete Border Two



Make two of each



BORDER THREE ~

A 4" finished pieced border
(4 1/2" incl. s/a)



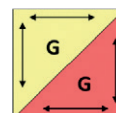
From Hambleton yellow DV5870

- Cut 3 x strips @ 4 7/8" x Width of Fabric, then cut 18 x squares @ 4 7/8" x 4 7/8", crosscut each once diagonally to yield 36 x H-ST **G**

From each of the following 18 prints DV5850, DV5853, DV5855, DV5856, DV5857, DV5858, DV5859, DV5860, DV5861, DV5862, DV5863, DV5864, DV5865, DV5866, DV5867, DV5868, DV5869 and DV5871

- Cut 1 x square @ 4 7/8" x 4 7/8", crosscut each once diagonally to yield 36 x H-ST **G**

Stitch the Hambleton yellow H-ST to the assorted print H-ST to make 36 units as shown at right.



Piece as shown at right, then stitch these four rows to the quilt to complete Border Three



Make two



Make two



BORDER FOUR ~ A 4" finished spacer (4 1/2" incl. s/a)

From Otterbourne tan DV5854 Cut 4 x spacer strips @ 4 1/2" x 40 1/2"

From Romsey brown DV5868 Cut 4 x squares @ 4 1/2" x 4 1/2"

Piece as shown below and stitch these four rows to the quilt to complete Border Four



Make two of each



BORDER FIVE ~ A 6" finished pieced border (6 1/2" incl. s/a)



From Hambleton pink DV5871

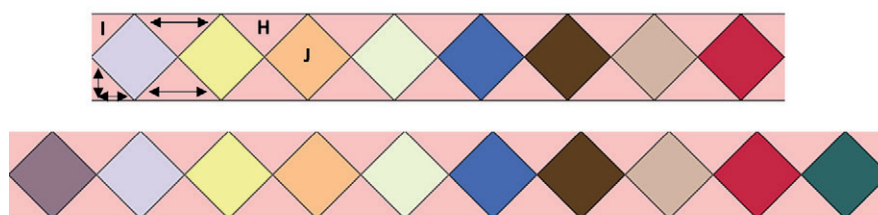
- Cut 3 x strips @ 7 1/4" x Width of Fabric, then cut in to 16 @ 7 1/4" x 7 1/4". Crosscut each square twice diagonally to yield 64 x Q-ST **H**
- Cut 2 x strips 3 7/8" x Width of Fabric, then cut in to 8 @ 3 7/8" x 3 7/8" squares.

Crosscut each square once diagonally to yield 16 x H-ST **I**

From each of the following 18 prints DV5850, DV5852, DV5853, DV5855, DV5856, DV5857, DV5858, DV5859, DV5860, DV5861, DV5862, DV5863, DV5864, DV5865, DV5866, DV5867, DV5869 and DV5870

- Cut 2 x squares @ 4 3/4" x 4 3/4" to yield 36 x squares **J**

Piece as shown below and sew these four rows to the quilt to complete Border Five.



Make two of each



BORDER SIX ~ A 7" finished border (7 1/2" incl. s/a)

From 1.6 metres of Eastleigh rose DV5851

- Cut 4 x strips @ 7 1/2" x 1.6 metre length. Set remaining piece aside for binding. Cut the 4 x strips in to 4 @ 7 1/2" x 60 1/2" lengths

From Allbrook rose DV5865

- Cut 4 x squares @ 7 1/2" x 7 1/2"

Piece as shown below and stitch these four rows to the quilt to complete the quilt



Make two of each

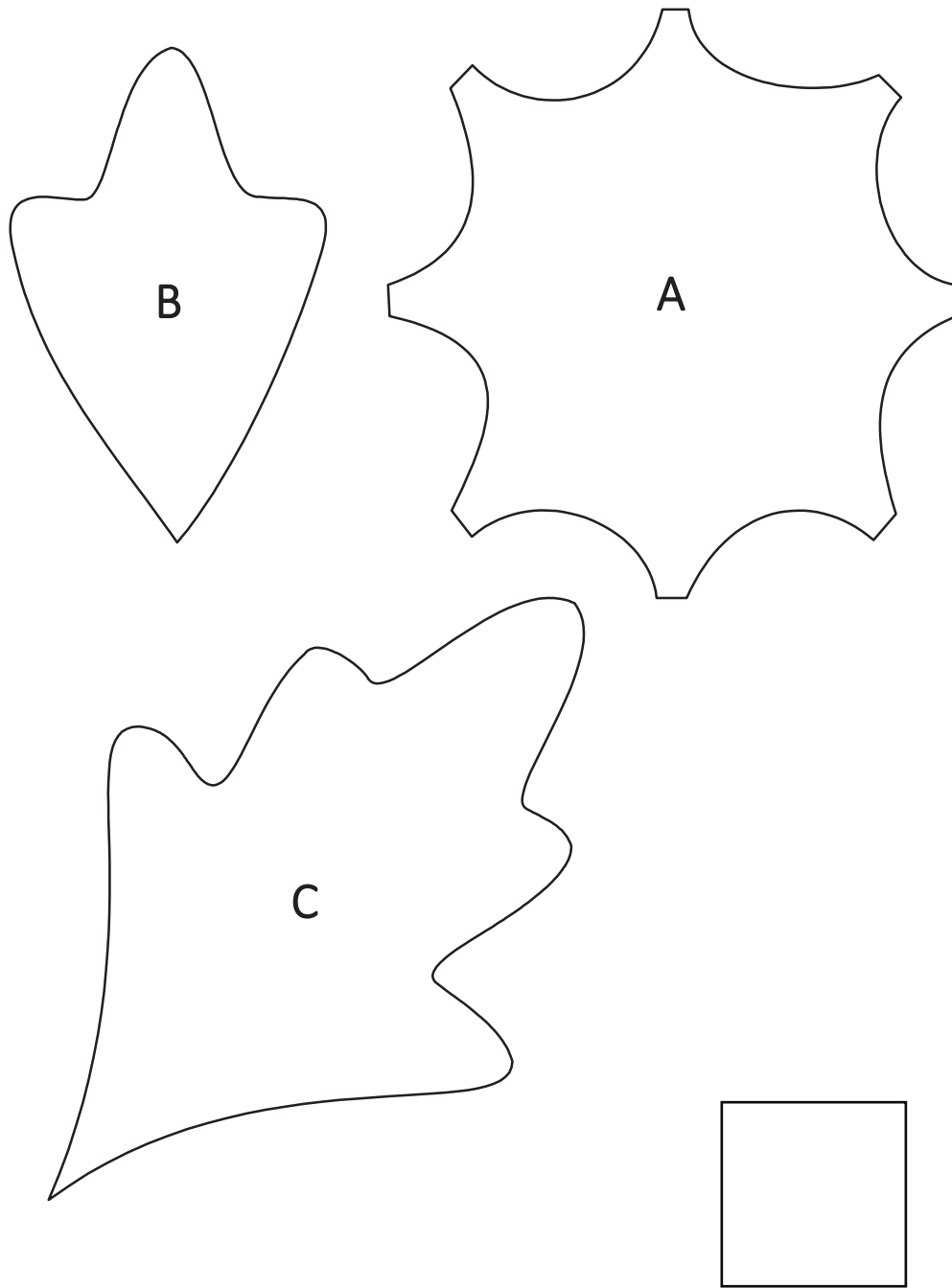


BINDING~

From remaining length of Eastleigh rose DV5851

- Cut 5 x strips @ 2 1/4" x 1.6m. Join ends at 45 degrees to make one length of binding.

Fold binding in half lengthwise and stitch to quilt as a double-fold binding, once quilting is complete.



1" square when printed

*Please add seam allowance to these templates when
cutting out in fabric*



Fabric Requirements

- Hambledon Yellow 75cm or $\frac{7}{8}$ yard
- Hambledon Pink 1.2m or $1 \frac{1}{4}$ yard
- Guildford Brown 20cm or $\frac{1}{4}$ yard
- Rookwood Tan 20cm or $\frac{1}{4}$ yard
- Rookwood Blue 20cm or $\frac{1}{4}$ yard
- Allbrook Rose 45cm or $\frac{1}{2}$ yard
- Allbrook Brown 40cm or $\frac{1}{2}$ yard
- Southampton Tan 50cm or $\frac{1}{2}$ yard
- Romsey White 60cm or $\frac{5}{8}$ yard
- Romsey Brown 40cm or $\frac{1}{2}$ yard
- Merrow Pink 40cm or $\frac{1}{2}$ yard
- Otterbourne Tan 50cm or $\frac{5}{8}$ yard
- Eastleigh Rose (includes binding) 1.6m or $1 \frac{3}{4}$ yard

- Hambledon Blue, Guildford White,
Otterbourne Blue, Southampton Yellow,
Merrow Yellow, Bagshot Blue,
Bagshot Brown, Romsey Pink
and Eastleigh Blue 15cm x $\frac{1}{2}$ width of each

